


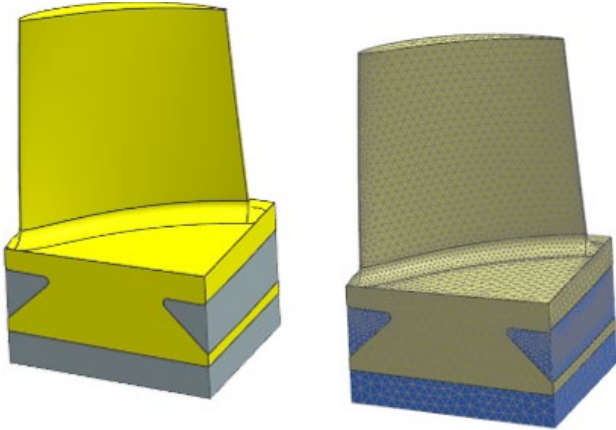
ATA news

ISSUE FOURTEEN




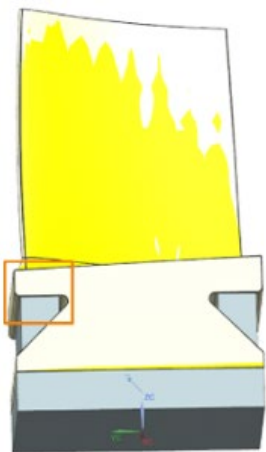
WINTER 2019

[Click to Subscribe](#)



Siemens Releases Simcenter 3D 2019.1

DETAILS INSIDE



Continuous Release Comes to NX and Simcenter 3D

Beginning with their January 2019 releases, NX and Simcenter 3D have moved to a Continuous Release update methodology in which functional enhancement releases will be delivered every six months, with monthly updates primarily for fixes. There will be no schema- or compatibility-related changes in monthly updates.

Continuous Release has been introduced to reduce the cost and effort of new releases, allowing users to leverage the latest product advancements without delay. This approach allows both the software and its users to be more responsive to new ideas and trends and demonstrates a commitment for each new release to be customer deployment ready.

Although Continuous Release is off by default, users can set a customer default under Gateway → General → Software Update to Notify or Notify and Download new versions as they become available. A new Automatic Update icon in the upper right corner shows the update status. It remains possible to run multiple versions of the software as it is today.

With this change, new versions of NX are simply "NX" with an internal build number (beginning with I847) to remove focus from the release number as a perceived indication of quality and deployment readiness. The newest release of Simcenter 3D is version 2019.1. Read the [FAQ](#) for more detail.

inside:

Calendar of Events
Tips and Tricks
New Resources
Recent News

2
3
3
3



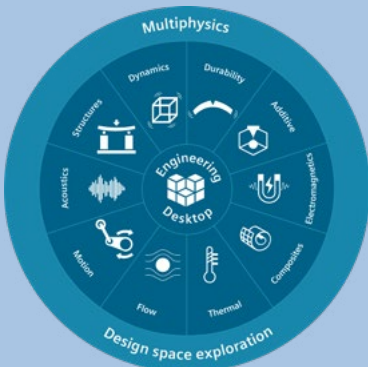
www.ata-plmsoftware.com
844-756-7638 (844-PLM-SOFT)
plm_sales@ata-e.com

Siemens Releases Simcenter 3D 2019.I

Simcenter 3D is Siemens' unified multidiscipline 3D simulation platform, available as a stand-alone application or completely integrated with NX. Along with the new 2019.I naming convention, Simcenter 3D will follow a new six-month release cadence going forward.

A number of pre- and post-processing enhancements, as well as those for Simcenter Nastran 2019.I, will be discussed during our free upcoming webinar. [Register today!](#)

Also with this release, topology optimization is more robust and intuitive, and a new additive manufacturing process simulation helps predict and avoid distortion and shrinkage during 3D printing. The new transmission builder delivers efficient and accurate simulation of transmission dynamics, and wire harness behavior can be evaluated with the Flexible Pipe application. Coupling with STAR-CCM+ is now available, as is the Specialist Durability and Correlation products from LMS Virtual.Lab. For details on these features and more, visit the [Siemens Community Site!](#)



Calendar of Events

UPCOMING TRAINING CLASSES

ATA provides comprehensive training in the use of Femap, Simcenter (formerly NX CAE), and NX Nastran. Upcoming training classes are shown below. Please visit [our website](#) to sign up for these classes or request a custom class.

NX NASTRAN WITH FEMAP

MAY 14 [Introduction to Finite Element Analysis](#)

MAY 21 [Introduction to Dynamic Analysis](#)

MAY 29 [Advanced Dynamic Analysis](#)

NX NASTRAN WITH SIMCENTER

APR 09 [Response Dynamics](#)

MAY 14 [Introduction to Finite Element Analysis](#)

MAY 21 [Introduction to Dynamic Analysis](#)

MAY 29 [Advanced Dynamic Analysis](#)

FEMAP

MAY 07 [Introduction to Femap](#)

UPCOMING SEMINARS AND WEBINARS

MAR 28 [Driving Innovation with STAR-CCM+, HEEDS, and the Rescale Cloud](#)

See how STAR-CCM+, HEEDS, and the Rescale cloud can replicate years of testing and innovation in hours! This webinar highlights a workflow utilizing HEEDS MDO tools running locally, pushing STAR-CCM+ models to the Rescale cloud.

APR 04 [What's New in Simcenter 3D and Simcenter Nastran 2019.I](#)

The latest versions of Simcenter 3D and Simcenter Nastran deliver a variety of enhancements ranging from pre- and post-processing improvements to the introduction of new additive manufacturing and transmission builder simulation processes. Join us to learn about these exciting features and more!

ATA also provides a host of [free training resources](#) including tutorials, videos, and whitepapers.

Tips and Tricks

NX & SIMCENTER 3D: CONSOLIDATED MEASURE COMMANDS

Measuring operations in NX and Simcenter 3D were completely reimagined beginning in version 12.0.1 when a single, consolidated Measure command was introduced to replace the previous collection of commands (Measure Distance, Measure Angle, Measure Body, etc.), each with their own unique settings and options. Rather than pick a single type of measurement (e.g. projected distance) and then choosing entities in a specific order (e.g., a vector and then two points), users can now select entities in any order and will be informed of a variety of measurements based on that selection.

Visit [this post](#) on the Siemens Community site for more information, plus twelve concise videos highlighting the power of this new Measure command.

FEMAP: EXPORT ANIMATED GIF

Animations can be easily captured from Femap using File > Picture > Save, and then selecting .gif as the file type. Note that for an animation to be saved, the animation must be playing in the model window, and the .gif file will reflect current animation settings such as frames and delay. When pasted in a PowerPoint presentation, the .gif will animate in slideshow mode.

SIMCENTER NASTRAN: ENTERPRISE VS. DESKTOP

There are two types of floating Simcenter Nastran licenses: desktop and enterprise. Desktop licenses have checksum control and are intended for use on the same computer that generated the input file. Enterprise licenses are more general and can be used with a dedicated solver computer, with high-performance computing, and across computers and platforms. [These free whitepapers](#) offer additional background information and share methods for specifying license types within Femap and NX/Simcenter 3D.

Recent News

Siemens Releases Simcenter STAR-CCM+ 2019.1

This release is the first to adopt the Simcenter numbering convention, superseding the October 2018's v13.06, and is the first of this year's three releases. This version delivers a number of benefits and new features which are summarized in the [New Features and Enhancements brochure](#) and on the [Siemens Community Site](#).

ATA Opens Bay Area Office

ATA's newest regional office opened last fall in Berkeley, California to support our growing client base in the region. Additional details and contact information can be found [here](#).

Registration is Open for Realize LIVE

Realize LIVE expands on the former Siemens PLM Connection conference and expo and is being held this year in Detroit from June 10-13. This event promises to bring together users, partners, and industry thought leaders for education, networking, and training, and registration is now open! More information can be found on the [Realize LIVE](#) site.

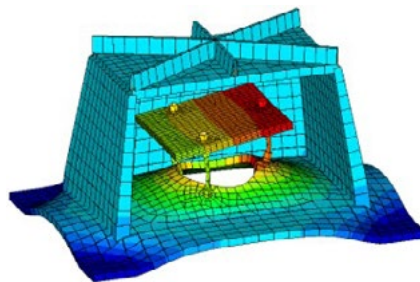

Siemens Releases Femap 12.0.1a

This version is a maintenance release that addresses several issues from both 12.0 and 12.0.1. Version 12.0.1a is available on the [GTAC download site](#) and is licensing and database compatible with versions 12.0 and 12.0.1.

New Resources

Femap Tutorial: Introduction to the Meshing Toolbox

This tutorial, based on our popular [Introduction to the Meshing Toolbox webinar](#), outlines how Femap's Meshing Toolbox can help simplify geometry idealization, mesh sizing and more. It covers concepts including Editing 3D features, Creating 2D surfaces from 3D geometry, preparing surfaces and meshing with quad elements, and checking and refining mesh quality. Although similar workflows could be completed with traditional menu-based commands, the tutorial focuses on how the Meshing Toolbox can make the process easier than ever before.



Femap On-Demand Webinar: Introduction to the PostProcessing Toolbox

As analyses become more complex and the amount of data generated continues to grow, the ability to review critical results and effectively communicate those findings with others is crucial. This webinar gives an in-depth overview of the various capabilities available through Femap's PostProcessing Toolbox, which provides an alternate method for controlling view options that have traditionally been available through a variety of other dialog boxes, while also offering some view settings that might not be available elsewhere. In addition to covering deformations, animations, and standard contours, it demonstrates section cuts, contour arrows, dynamic criteria plotting, freebody diagrams, and more.



Why choose **ATA**?

ATA Engineering, Inc., (ATA) is a nationwide provider of innovative, high-value, test- and analysis-driven mechanical engineering design solutions.

With more than four decades of experience working with our customers to solve the most challenging design, test, and analysis problems, we have gained a reputation for excellence in the engineering community.

Our work on a wide range of products across a broad spread of industries has been recognized with numerous technical and service awards for excellence. This expertise and support is a key part of the added value we offer to all customers who purchase Siemens products from us, whether you are an independent contractor or a large engineering team. To provide best-in-class support to our VAR software customers, we have established a formal hotline system that provides on-demand support to resolve technical issues encountered by our customers in their implementation of the tools.

The hotline is staffed by experienced engineers, all of whom use these applications on a regular basis. ATA is also the Siemens PLM Software-preferred training provider and official developer of courseware for all NX Nastran training.

ATA Technical Support

Need technical assistance? Call our hotline staffed by engineers at **877-282-4223**, or [visit us online](#). Even if you're not a current ATA customer, try us out for free.

Free Software Trials

Interested in trying out Siemens PLM software? Visit our website to access free trials/demos of [Femap and NX Nastran](#), [NX CAD, CAM, and Simcenter](#), [Teamcenter](#), and [Solid Edge](#).



ATA Engineering, Inc. has been recognized as a Smart Expert Partner with validated expertise in Femap and STAR-CCM+.

Featured Instructor

Chris Ostoich, Ph.D.



Christopher Ostoich is a project engineer in ATA's San Diego office. He has expertise in computational fluid dynamics (CFD) and fluid-thermal-structure interaction with an emphasis on high-speed flows. He has worked for ATA Engineering for three years and has over ten years' experience running and developing CFD and multiphysics codes. In addition to analysis on customer project work, Dr. Ostoich also supports ATA's VAR business as a Dedicated Support Engineer, assisting with pre-sales demonstrations and post-sales support with STAR-CCM+ and HEEDS.

Dr. Ostoich has used STAR-CCM+ on a variety of customer projects in applications ranging from rocket nozzle plume flows to conjugate heat transfer analyses in a thermally sensitive optical system. He has recently developed a seminar exhibiting how HEEDS can direct STAR-CCM+ simulations on a cloud-based Rescale cluster to predict an optimal transonic vehicle design.

He has a B.S. and M.S. in Mechanical Engineering from the University of Colorado at Boulder and a Ph.D. in Aerospace Engineering from the University of Illinois at Urbana-Champaign.

 www.ata-e.com

 [ata-engineering](https://www.linkedin.com/company/ata-engineering)

 [@ataengineering](https://twitter.com/ataengineering)

 sales@ata-e.com

 858.480.2000

www.ata-plmsoftware.com

Copyright © ATA Engineering, Inc. 2019